

“The Shackles of Love”

Nareekarn Nakhamdee *

Abstract

Love is one of the emotional reactions affecting persons or items. Regardless of diverse types of love, all of them are fundamental for human being. Love is a source of warmth, eliminates solitary and acts as basic for greater happiness. However, this longing for love can somehow turn to be the lost of freedom or the dependent state in mind. This crux has transformed to be inspiration for my master thesis called “The Shackles of Love”.

The contrast of the mentioned feeling was studied and brought to a series of sculptures displaying the connection between in- and outside figures. Furthermore, documentation on work process and its summary were taken for public exhibition as well.

Preface

Freedom is a very common word, though yearned by everyone. I think everybody wants to think and act freely, but there might be some reasons that block it. Thus, he or she chooses to conform to wishes of others especially the ones one loves. Because of love and care for someone, many people yield to their feeling automatically instead of staying on ones' own objective particularly sympathetic people like me.

For me, happiness derived from family members are the love I wish for and is more valued than other else in my opinion. Also, I hope that the persons I love are pleasant. Notwithstanding, I found out that this attitude had in one part of my life caused such a great suffering in mind. The reason is that what I want to do or behave sometimes or many times did not conform to their wishes. Thus, I decided to comply with their desires when I felt that the pleasure of my beloved persons are more important and that did not cause me too much sorrow. Yielding state then occurred. In such situation of losing to act what was actually lying in my heart causing many inquiries when I looked back to the past. In my view, this is “The Shackles of Love”.

Objective and Purpose

1. To study the process of creating sculpture work that involves in visual art elements and associated theories.
2. To make sculptural objects portraying the state of losing one's own identity owing to the wish of love from expected persons.

* Ms. Consultant Mr. Adirek Lohakul and Mr. Paiyan professor: Banjongklieng University: Silpakorn University

3. To present sculptural works constructed from various types of materials which have their own distinct quality.

4. To investigate the mind condition in one phrase of life in which once it had created such a compelling sorrow.

Study hypothesis

I would like to demonstrate the paradoxical condition between love from bounding persons and the situation of losing independence. I employed sculptural art elements to reflect notions and imaginations by considering the following means;

1. Form selection - the output form is derived from objects or surrounding people which affect the expression of specific feeling.
2. Form expression - the overlapping of the in- and external form
3. Form assembling - the in- and outside form can communicate to audience: while the external form is wrapping up the internal, the inside form is though twisted, distorted, enlarged, cut down etc. by the covering surface of the outside form (instead of being protected).

Study extent

1. Taking affected life experience to analyze and sympathize. Then I would transform it into sculpture language.
2. Concepts conceived from analyzed data were taken to define concrete expression of sculpture.
3. Inspecting technical method, material quality, composition managing, connection of form and other visual art elements.
4. Studying other artists' works in native and foreign country.

Study procedure

1. The works created in prior semesters particularly in "Sculpture Terminal Project" were studied. Additionally, information from other sources was collected such as;
 - Figures and lines found in nature and surrounding materials
 - Noticing and observing people's feeling according to the subject
2. Summarized the entire receiving data into one concept. From this concept turned to be the purpose on this sculptural creation
3. Designed and then analyzed two and three dimensions sketches
4. Created working scheme and started on the actual structure
5. Evaluated each step of procedure for enhancement to this thesis project

Sources of study

1. Story from my own experience
2. Journals and articles on related human psychology
3. Professors, artists and specialists in- and outside this field
4. Silpakorn University central library
5. Internet and other online mediums

Creating Factors

To construct a piece of art, it is crucial for artists to occupy enough or even excellent skill in relevant subject. They must practice and perform until they accomplish it. This will provide them with great implement for doing any art work. Nevertheless, to crystallize this set of sculptures in this thesis not only sufficient skill must be acquired, but one of the significant aspects is to search for the most effective way making them in terms of material and specific technical skill. These must correspond to the enlightening feeling and thoughts as well as to the unique character of the work.

The derivation of applied material on the project

This project represents one condition of my heart happening in an interval of my life in the past. It is the paradoxical state between love and lost of one's identity. I named this work as "The shackles of Love".

After the thorough understanding of mind, I noticed one of the natural appearances that precisely respond to this sculpture story. This thing is the cocoon or caterpillar tent. The very soft fiber weaved together looks like a very nice accommodation. However, one might sees when noticing closely that this thing is similar to a kind of traps as well owing to the difficulty of entering and leaving. For this appearance being consistent to my study purpose, I had selected this figure of cocoon to demonstrate the condition of my mind and its contrast.



Illustration 1: example of cocoon[†] Illustration 2: example of caterpillar tent[†]

[†] from GP WALSH, taken on January 2nd 2014, <http://gpwalsh.com/the-shift/>

Following this decision, the project called “Experiment in Visual Arts” was set up in order to practice on different kinds of materials. Initially, tiny square strand was chosen to study.




Illustration 3: experiment on material

Technique: soldering strand net

I used it to create a form imitating the cocoon which left many useful ideas for consequent figures as follows:

1. Transparent object can illustrate overlapping figure
2. The contrast between the outline form which is curved and the surface which is prickly
3. It suggested blurred, unfocused and unclear presence.

Learning from this strand material, I consecutively saw an opportunity to express my feeling and thought by using the overlapping feature between in- and outside forms. For the outside form, I designed it as a clear and transparent shape. Every strand was weaved together in such a figure that seems to convey of protective sense and with tender care. Notwithstanding it at the same time imparted that the internal form was not in the natural position. It is distorted by the outside one.




Illustration 4: two dimensions sketches in the first period of work process

[†] from Caterpillar Offer Touch of Halloween in Springtime, South Carolina Forestry Commission, taken on January 2nd 2014, <http://www.state.sc.us/forest/b032312.htm>

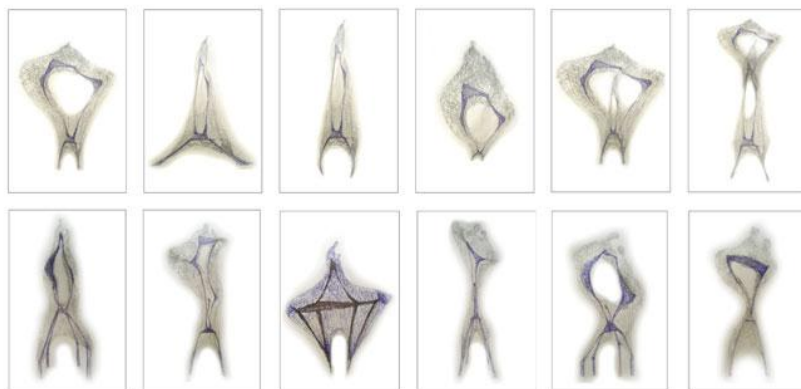


Illustration 5: two dimension sketches

Developing on better reaction between in- and outside figures

Being unsatisfied from soldered points on strand material which are almost unattachable, I decided to look for another substance. I gathered studied information from the preceding processes, and then searching for other materials which better matched the intention of this project. Next component, I chose iron wire. It represented my next working stage.



Illustration 6: previous works before the thesis project

Technique: soldered iron ,molded fresh epoxy

Material: iron wire ,epoxy resin

From this moment I had realized that, iron material could not truly transmit the expected objective of this set of sculptures yet. Therefore, the search of other substance was waiting. Besides, many more appropriate possibilities were to be discovered in the following factors;

1. Iron wire did not respond apparently to the subject “The Shackle of Love” which tried to describe tender feeling, not aggressive feature causing from iron.
2. The overlapping pattern of in- and outside figure was needed to be investigated until it absolutely corresponded to the correct answer.

3. The transparent external shape in human form shall define specific characters of definite persons. For instance, the form should display movingly feeling when thinking of friends. When thinking of mothers, the form should conversely show calmer and warmer feeling.

All of these matters must be studied to compile more information. This is one of artists' responsibilities to understand other related concepts and to express ones' opinions, thoughts and feeling in to pieces of art.

Choosing factors for making this thesis art work

The making of this thesis project is the consequent process of the preceding works. It is the most developed task. Through the sculptural procedure of the above paragraphs, I have received many informative data. The next factor is to observe other artists' works. Not only their technique to create pieces of art, but one can also appreciate the emotion coming from them.

There are many interesting artists creating works related to this concept. For example, **Ernesto Neto**'s works present distinctive feature in material selection and construction means, also the way he brings out the most advantage quality of each material to his art works. Next is a series of works called "Drift" belonging to **Antony Gormley**. This is also a good example on construction method. His works seem to be very light like they can float in the air, but they are actually made of solid and heavy substance like iron. Another artist named **Ruth Asawa** created her works with much complex dimension from weaved material.



Illustration 7) left(: Drift 1, Antony Gormley^s

Illustration 8) middle(: Untitle, Ruth Asawa^{**}

Illustration 9) right(: E o Bicho! 2001, Ernesto Neto^{††}

^s Art Installations, Sculpture, Anne Bak, taken on December 20th, 2013, <http://www.scoop.it/t/art-installations/p/4013097819/2013/12/22/antony-gormley-drift-i>

^{**} Ruth Asawa, Elemeno P, October 14, 2011, taken on December 20th, 2013, <http://elemenop123.blogspot.com/2011/10/ruth-asawa.html>

^{††} Mydreamwall's Blog, taken on December 20th, 2013, <http://mydreamwall.wordpress.com/2009/12/19/ernesto-neto/>

Working on iron substance still did not represent my wished feeling. In order to find the most suitable material, I assembled every advantage from the previous experience. From that result, I sketched some three dimensions models as follows:

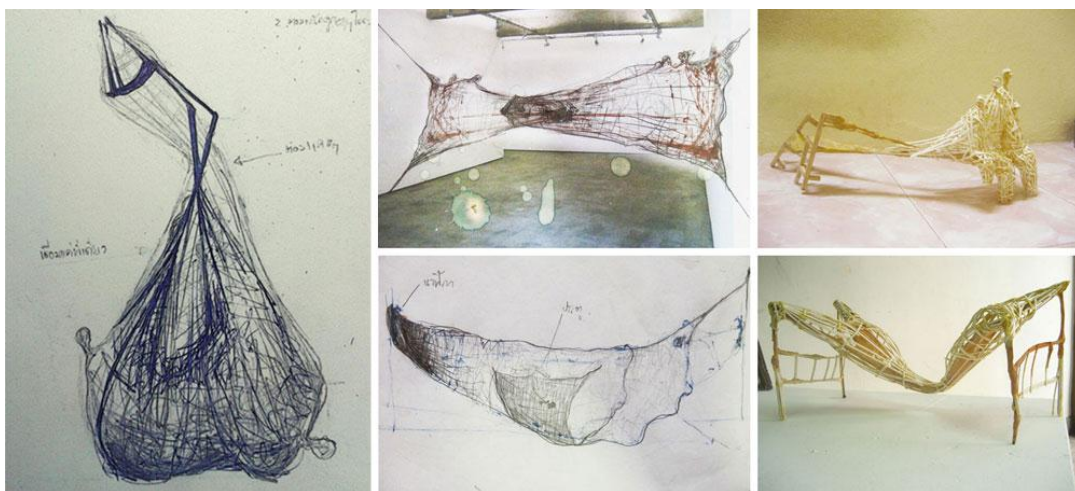


Illustration 10: examples on two and three dimensions sketches and models

At last, I ended up with three different kinds of metal wire which consist of copper, brass and platinum. They are lighter and more flexible, and thus, I built up my work by weaving these three types of metal together instead of soldering. In this way, I received a very ideal result. Hence, I then applied this method to create the sculpture models.



Illustration 11: three dimensions models experiencing on new material

Gaining knowledge from these models, I then concluded in the following aspects:

1. By considering in detail, every knot caused from weaving metal wire expresses sensitive pressure. Moreover this metal wire can be weaved with other kind of threads such as knitting wool, nylon wire and rubber wire producing another emotional effect
2. Each tiny metal wire when weaved together into sheet form can stand and balance on itself without help from other stronger item.
3. When the work is set in the exhibition place. The light and shadow in it can perform as meaningful element affecting audience's feeling like as wish.

The procedure of working on the first final object;

1. Preparing material: metal wires in varied size, basic construction equipments, epoxy resin, wood, sawdust powder, plaster for preserving fingers while weaving metal



Illustration 12: materials

2. Working on actual structure



Illustration 13: The making of thesis work set 1

Some examples of thesis works**Illustration 14 (left):**


Thesis work set 1

name: Desirable Space
 technique: weaved metal wire, wood joint
 size: 40 x 55 x 130 cm
 material: copper, brass and platinum metal wire, wood joint, epoxy resin, sawdust powder

Illustration 15 (below left):

Thesis work set 2 No. 1

name: My Teddy Bear No.1
 technique: weaved metal wire, sewed doll
 size: 40 x 50 x 240 cm
 material: metal wire in different size, thread, teddy bear

**Illustration 16 (above)**

Thesis work set 2 No. 2

name: My Teddy Bear No.2
 technique: weaved metal wire, sewed doll
 size: 32 x 69 x 41 cm
 material: metal wire in different size, thread, teddy bear

Summary

From the making of sculptures and preparing this thesis document, I have investigated much on the process of creating art work. The aim of this project focuses on the sculpture language in terms of the ability to express intended feeling which responds to the creator's contemplation.

In every working step has left many new ideas to be researched and topped up which are not intent merely on the successful issues, but also on stimulating aspects which are:

1. In the beginning, it was the phrase of experiment on material: first - strand net; second - iron wire; last - metal wire in different size. These three materials possess much different character. By working on the metal string, the following issues must be studied:

- The ability to balance themselves both in- and outside figures
- The body is formed by weaved metal wire instead of soldering
- Weight control is quite similar to drawing with lead pencil. It has effect on

visual result.

2. The way in which the external figure, that is transparent line pattern, and the internal figure, which is mass object, were assembled together. This issue must be much considered in terms of how they can convey the correct feeling to audience.

3. Shape and form of the objects shall represent the feeling of specific person or item. It should also clearly show the precise content and mood of its figure by itself.

The attempting on conquering each obstacle happening throughout this thesis project, the helpful information received from conversation with honored professors and artists and many other sources have leaded me to enlightenment on the process of thinking and applying on actual sculpture. I still believe that there are still many ways of creating an art work waiting to be researched. I hope that this thesis document might be useful for readers on working process and on the beauty of paradoxical state between love and the lost of freedom or identity in some ways. Thank you very much.